



## Modular Cooking Range Line 900XP 2-Hot Plates Electric Boiling Top

ITEM # \_\_\_\_\_  
MODEL # \_\_\_\_\_  
NAME # \_\_\_\_\_  
SIS # \_\_\_\_\_  
AIA # \_\_\_\_\_



391039 (E9ECED2Q00) 2-Hot Square Plates (4 kW each) electric Boiling Top  
391165 (E9ECED2Q0N) 2-Hot Plate (4 kW each) electric Boiling Top

### Short Form Specification

Item No. \_\_\_\_\_

To be installed on open base installations, bridging supports or cantilever systems. Two 4 kW square cast-iron hot plates hermetically sealed to the one-piece top. Exterior panels of unit in stainless steel with Scotch Brite finish. Extra strength work top in heavy duty 2 mm stainless steel. Right-angled side edges to allow flush-fitting junction between units.

### Main Features

- Unit to be mounted on open base cupboards, bridging supports or cantilever systems.
- The two 4kW cast-iron plates are hermetically sealed to the one-piece top. Hot plates with a power of 4kW for each plate.
- The special design of the control knob system guarantees against water infiltration.
- IPX5 water protection.
- Top configuration allows installation on ambient base only (not possible to install on refrigerated nor freezer base).
- Suitable for countertop installation.

### Construction

- Unit is 930 mm deep to give a larger working surface area.
- All exterior panels in Stainless Steel with Scotch Brite finishing.
- AISI 304 stainless steel worktop, 2mm thick.
- Model has right-angled side edges to allow flush fitting joints between units, eliminating gaps and possible dirt traps.

APPROVAL: \_\_\_\_\_

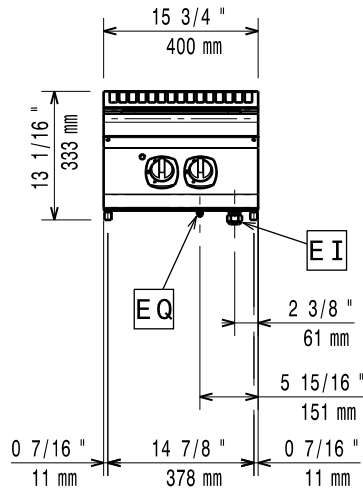


Experience the Excellence  
[www.electroluxprofessional.com](http://www.electroluxprofessional.com)

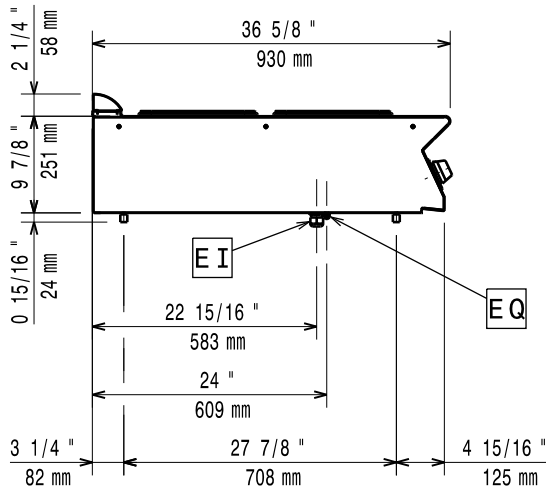
### Optional Accessories

|  |            |                          |
|--|------------|--------------------------|
| • Pair of cast iron plate bars for electric cooking top  | PNC 206056 | <input type="checkbox"/> |
| • Junction sealing kit   | PNC 206086 | <input type="checkbox"/> |
| • Support for bridge type installation, 800mm  | PNC 206137 | <input type="checkbox"/> |
| • Support for bridge type installation, 1000mm   | PNC 206138 | <input type="checkbox"/> |
| • Support for bridge type installation, 1200mm   | PNC 206139 | <input type="checkbox"/> |
| • Support for bridge type installation, 1400mm   | PNC 206140 | <input type="checkbox"/> |
| • Support for bridge type installation, 1600mm   | PNC 206141 | <input type="checkbox"/> |
| • Support for bridge type installation, 400mm  | PNC 206154 | <input type="checkbox"/> |
| • Water column with swivel arm (water column extension not included)   | PNC 206289 | <input type="checkbox"/> |
| • Water column extension for 900 line  | PNC 206290 | <input type="checkbox"/> |
| • Chimney upstand, 400mm   | PNC 206303 | <input type="checkbox"/> |
| • Back handrail 800 mm   | PNC 206308 | <input type="checkbox"/> |
| • Back handrail 1200 mm  | PNC 206309 | <input type="checkbox"/> |
| • Chimney grid net, 400mm (700XP/900)  | PNC 206400 | <input type="checkbox"/> |
| • Side handrail-right/left hand (900XP)  | PNC 216044 | <input type="checkbox"/> |
| • Frontal handrail, 400mm  | PNC 216046 | <input type="checkbox"/> |
| • Frontal handrail, 800mm  | PNC 216047 | <input type="checkbox"/> |
| • Frontal handrail, 1200mm   | PNC 216049 | <input type="checkbox"/> |
| • Frontal handrail, 1600mm   | PNC 216050 | <input type="checkbox"/> |
| • Large handrail - portioning shelf, 400mm   | PNC 216185 | <input type="checkbox"/> |
| • Large handrail - portioning shelf, 800mm   | PNC 216186 | <input type="checkbox"/> |
| • 2 side covering panels for top appliances  | PNC 216278 | <input type="checkbox"/> |
| • 1x1/1GN basket for 40lt pasta cookers (only for 391039)  | PNC 927216 | <input type="checkbox"/> |
| • Upper support frame to hold 6 round baskets for 40lt pasta cookers (alternative to 927219 for 6 round baskets) (only for 391165) | PNC 960644 | <input type="checkbox"/> |

Front

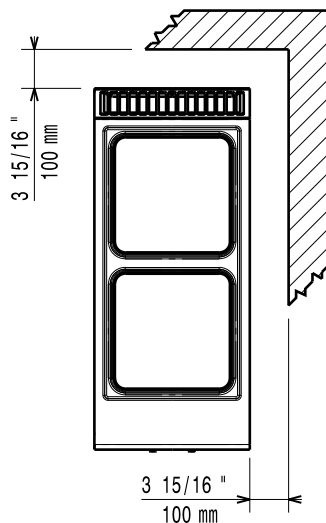


Side



EI = Electrical inlet (power)  
 EQ = Equipotential screw

Top



### Electric

#### Supply voltage:

391039 (E9ECED2Q00)

380-400 V/3N ph/50-60 Hz

391165 (E9ECED2Q0N)

230 V/3 ph/50/60 Hz

#### Predisposed for:

#### Total Watts:

8 kW

### Key Information:

External dimensions, Width: 400 mm

External dimensions, Depth: 930 mm

External dimensions, Height: 250 mm

Net weight: 35 kg

Shipping weight: 43 kg

#### Shipping height:

391039 (E9ECED2Q00) 520 mm

391165 (E9ECED2Q0N) 540 mm

#### Shipping width:

460 mm

#### Shipping depth:

1020 mm

#### Shipping volume:

391039 (E9ECED2Q00) 0.24 m<sup>3</sup>

391165 (E9ECED2Q0N) 0.25 m<sup>3</sup>

#### Certification group:

391039 (E9ECED2Q00) EH927

391165 (E9ECED2Q0N) N9CEI

#### Front Plates Power:

4 - 0 kW

#### Back Plates Power:

4 - kW

#### Front Plates dimensions:

300x300

#### Back Plates dimensions:

300x300

If appliance is set up or next to or against temperature sensitive furniture or similar, a safety gap of approximately 150 mm should be maintained or some form of heat insulation fitted.